

公司介绍 Company Introduction

蓝尔迪公司成立于2000年,总部位于国家级自贸区广州南沙,是一家集研发、生产、销售、服务于一体的企业,拥有1.6万平米的广州工厂,及4.2万平米的阳江分厂。

本公司专业开发生产泳池电动盖。LANDY蓝尔迪通过了ISO9001质量管理体系认证;ISO14001环境管理体系认证,产品通过Rohs报告测试。

LANDY蓝尔迪本着“以质量为核心,以客户满意为宗旨”的质量方针,竭诚为广大客户提供优质的产品和服务,并形成了一流的服务及管理体系。在所涉及的领域,已占据国内外大部分的市场份额,产品远销全球50多个国家和地区。

诚挚的欢迎您到蓝尔迪参观指导、洽谈合作。

Landy Plastic Products Co., Ltd. was founded in 2000, with its headquarter located in Nansha, Guangzhou, a national-level free trade zone. It is an industry corporation with business in product research and development, production, sales and service. It owns two factories, one 16,000-square-meter factory in Guangzhou and another 42,000-square-meter branch in Yangjiang.

We specialize in developing & producing automatic pool cover. Our company has got certification of ISO9001 and ISO14001, our product has passed SGS and Rohs test.

With the standard of "quality is the core, customer satisfaction is the purpose", Landy try its best to provide high-quality products and services to our valued customers. In the areas involved, Landy has occupied most of the domestic and foreign market shares, its products are exported to more than 50 countries and regions all around the world.

Landy sincerely welcome you to visit and cooperate with us to achieve a brilliant future!



01 泳池电动盖用途和优点
Purpose and advantage

02 泳池电动盖成套清单
List of packages

03 泳池电动盖成套清单
List of Packages

04 泳池手动盖成套清单
List of Packages

05 泳池电动盖浮条工艺
Slat sealing process

06 浮条样式和尺寸
Slat style and size

07 泳池电动盖安装方式
Installation method

08 包装重量体积
Packing volume and weight

09 工程案例
Project cases

10 注意事项
Matters needing attention

11 测试报告与证书
Test reports and certification

Purpose and Advantages 泳池电动盖用途和优点



- 减少水份蒸发
Reducing water evaporation
- 降低空调除湿成本
Reducing the cost of air conditioning dehumidification
- 保温, 降低加热成本约70%
Heat preservation, reduce heating cost by about 70%.
- 减少化学品消耗约40%
Reduce chemical consumption by about 40%.
- 抑制水中藻类的生长
Inhibition of algae growth in water
- 降低清洁维护成本, 防尘防落叶等
Reduce the cost of cleaning and maintenance, dust and defoliation, etc.



- 浮条最大承受力度100KG
Max Bearing Capacity of slats, 100kgs
- 防水等级达到IP68
Waterproof grade up to IP68
- 安全电压24V
Safety Voltage 24V
- 浮条表面防滑凹凸纹理
With Anti-slip Concave-convex texture on slats
- 浮条密封性好, 不进水
Good sealing, No Water can go inside.
- 增加辅助固定工具
Adding auxiliary fixing tools
- 保质期3年
3 years warranty



- 安装方便, 多种安装方式可选
Easy Installation, Multiple choice
- 无线或有线控制 (无线控制距离为50M)
Remote control, distance up to 50 meters
- 自动限位
built-in limit switch
- 节省空间: 10M长收卷后直径为55CM
Space saving, Diameter is 55CM for a 10 meter long cover
- 私人定制方案
Customized

List of Packages 泳池电动盖成套清单-2150型

- 一套机械装置(套管, 轴, 电机, 支架, 控制器)
 - 一套池盖 (板条, 装配和安全系统)
 - 一本说明书
- A set of mechanical devices (Casing, shaft, motor, bracket, controller)
A set of cover (Slat, assemble and security system)
Manual instruction



- 机械装置:
- 转轴: 304不锈钢
 - 支架: 涂白色铝合金
 - 电机: 管状电机, IP68, 24V DC, 250 Nm, 带有内置的限位开关
 - 板条: 61*15mm
- Mechanical Device:
Shaft: 304 stainless steel
Bracket: white coated aluminium alloy
Motor: Tubular, IP68, 24V DC, 250 Nm, built-in limit switch
Slats: 61*15mm

- 板条池盖: 三年质保
- 转动机械装置: 三年质保
- 电子设备: 一年质保

- Slat cover: 3 years quality assurance
- Mechanical Device: 3 years quality assurance
- Electronic equipment: 1 year quality assurance

以下不在质保范围内:
由于运输过程中损坏的, 没有根据我们每次发货所提供的安装说明书正确安装的, 没有按照我们的使用说明所使用的, 没有得到我们同意改装产品的, 不正确的电气连接而造成的结果。

All damages during shipping, installing not according to our Instruction manual, change the system without asking or connect to incorrect electrical do not include in our warranty.



List of Packages 泳池电动盖成套清单-600型



- 一套机械装置(套管, 轴, 电机, 支架, 控制器)
- 一套池盖(板条, 装配和安全系统)
- 一本说明书
- A set of mechanical devices (Casing, shaft, motor, bracket, controller)
- A set of cover (Slat, assemble and security system)
- Manual instruction

机械装置:
 转轴: 铝合金转轴
 支架: 铝合金支架
 电机: IP44防水等级, 12VDC, 可充电蓄电池
 板条: 61*15mm
 Mechanical Device:
 Shaft: aluminium steel
 Bracket:aluminium alloy
 Motor: IP44,12VDC, rechargeable battery

板条池盖: 三年质保	转动机械装置: 三年质保	电子设备: 一年质保
Slat cover: 3 years quality assurance	Mechanical Device: 3 years quality assurance	Electronic equipment: 1 year quality assurance
以下不在质保范围内: 由于运输过程中损坏的, 没有根据我们每次发货所提供的安装说明书正确安装的, 没有按照我们的使用说明所使用的, 没有得到我们同意改装产品的, 不正确的电气连接而造成的结果。		
All damages during shipping, installing not according to our Instruction manual, change the system without asking or connect to incorrect electrical do not include in our warranty.		

List of Packages 泳池手动盖成套清单-55Z型




- 一套机械装置(铝合金支架, 卷管)
- 一套池盖
- 一本说明书
- A set of mechanical devices(aluminium bracket, aluminium steel)
- A set of cover
- Manual instruction

机械装置
 支架: 铝合金支架
 Bracket:aluminium alloy

板条池盖: 三年质保	转动机械装置: 三年质保	电子设备: 一年质保
Slat cover: 3 years quality assurance	Mechanical Device: 3 years quality assurance	Electronic equipment: 1 year quality assurance
以下不在质保范围内: 由于运输过程中损坏的, 没有根据我们每次发货所提供的安装说明书正确安装的, 没有按照我们的使用说明所使用的, 没有得到我们同意改装产品的, 不正确的电气连接而造成的结果。		
All damages during shipping, installing not according to our Instruction manual, change the system without asking or connect to incorrect electrical do not include in our warranty.		


Automatic cover's slate technology 泳池电动盖浮条工艺

浮条工艺对比 LANDY VS Traditional		
对比项目 VS ITEM	蓝尔迪工艺 LANDY	传统工艺 Traditional
加工时长 Processing Time	胶塞采用热熔焊接，冷却时间短：只需要10S Plug is welded by hot melt and has short cooling time: only 10S is needed	胶塞注入密封胶固定，固化时间长：需要10-20H Plug is injected in sealant and fix, solidify timing: 10-20H is needed
美观度 Aesthetic	密封处只有一条热熔线，整洁美观 Only 1 hot line at the seal part, neat and beautiful	注入胶量难控制，或多或少，影响美观 Injected sealant is hard to control, not neat
密封效果 Sealing effect	冷却后，形状体积不变，没有进水风险 After cooling, the shape and volume unchanged, no risk of water injection	胶固化后体积变化，有进水风险 After sealant solidified, volume changed, there's risk of water injection
微生物 Microorganism	浮条内部无水份，无微生物 No water in slat's inside, no microorganism	密封胶可因池水中微生物污染而发霉 Sealants can become moldy due to microbial contamination in pool water.
老化现象 Catabiosis	除材料自然老化，没有其他影响 Except material ageing naturally, others are not affected.	胶水易发黄、老化，影响外观与密封效果 Sealant is easy yellowing and ageing
防滑处理 Skid resistance		



Slat style and size 浮条样式和尺寸


多色可选
(颜色可定制)
Color can be customized



透明浅蓝色 (52429)
transparent light blue



黑色 (53055)
black



实蓝色 (52433)
blue



白色 (52431)
white



透明 (3117)
transparent



灰色 (52435)
grey

PC浮条焊接堵头

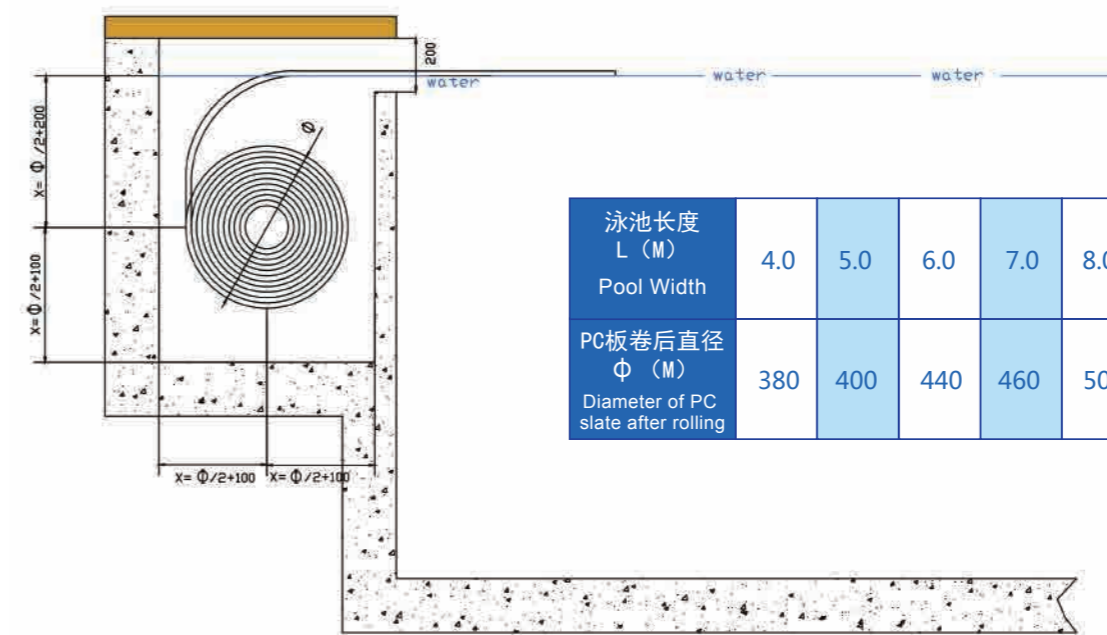
PC slat welding end cap

尺寸：61mm宽*15mm厚

平方克重：4.2kg/m²

Size:61mm width * 15mm thickness GSM:3.5kg/m²

浮条尺寸估算
Slat size estimation

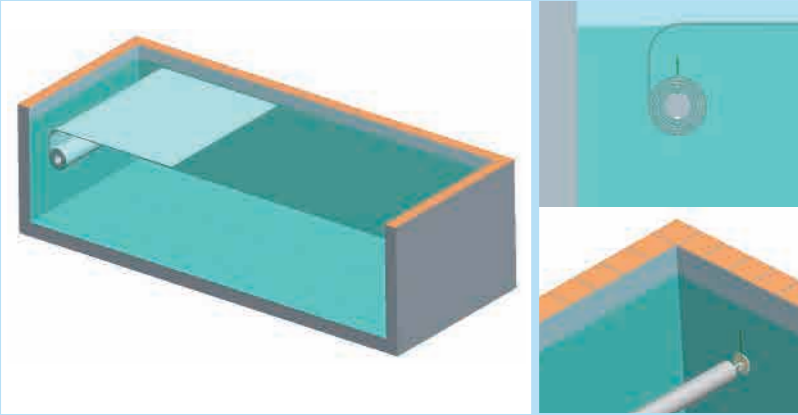


泳池长度 L (M)	4.0	5.0	6.0	7.0	8.0	9.0	10.0	11.0	12.0	15.0	18.0	24.0
Pool Width												
PC板卷后直径 Φ (M)	380	400	440	460	500	535	550	570	580	630	680	800
Diameter of PC slate after rolling												

Installation method 泳池电动盖安装方式

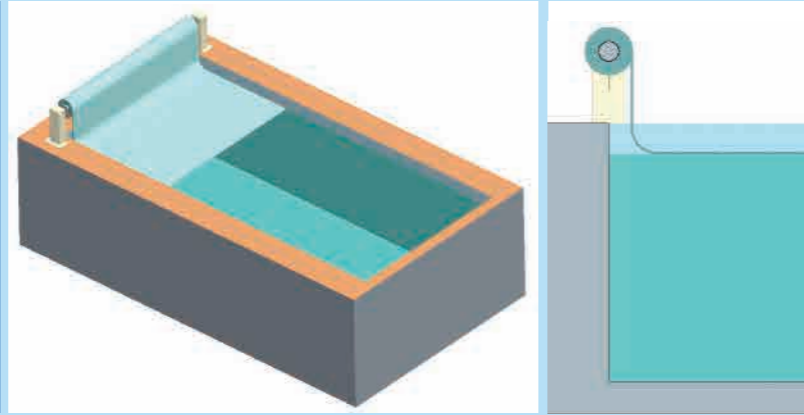
U1

水下法安装
Underwater installation



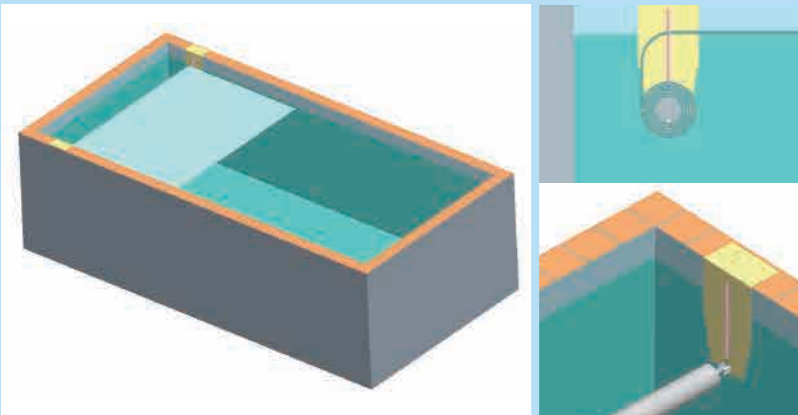
N1

地面支架安装
Ground installation with frame



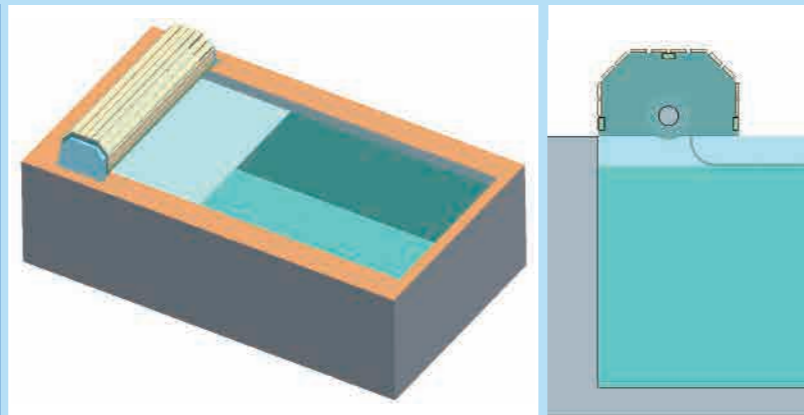
U2

水下挂板安装
Underwater installation with hanging panel



N2

地面盖罩安装1
Ground installation with cover



1、水下：在泳池建设初期，可选择不同的安装方案。

2、水上：在已经建好或者基本建好的泳池，并不是所有的泳池条件都适合安装水下系统，而水上系统就可以提供另外一种可行方案，优点是不需要对泳池结构进行复杂的调整，且相对便宜。

1.Underwater method: if pool is in the beginning of construction, can choice different installation method.

2.Above ground method: if pool already built or almost built, choose this method. Not all pools are suitable for underwater installation, ground method is another way to install. Do not need to adjust the structure of pool, cheaper for the already built pool.

Packing volume and weight 包装重量体积

宽度 (m) Width	长度 (m) Length	5	6	7	8	9	10	11	12	13	14	15
3	Volume 体积 (m ³)	0.82	1.09	1.09	1.29	1.40	1.48	1.48	1.64	1.87	1.87	2.03
	Weight 重量 (kg)	172.50	183.00	193.50	204.00	214.50	225.00	235.50	246.00	256.50	267.00	277.50
3.5	Volume 体积 (m ³)	0.92	1.23	1.23	1.45	1.58	1.67	1.67	1.85	2.11	2.11	2.29
	Weight 重量 (kg)	191.25	203.50	215.75	228.00	240.25	252.50	264.75	277.00	289.25	301.50	313.75
4	Volume 体积 (m ³)	1.03	1.37	1.37	1.62	1.76	1.86	1.86	2.06	2.35	2.35	2.55
	Weight 重量 (kg)	210.00	224.00	238.00	252.00	266.00	280.00	294.00	308.00	322.00	336.00	350.00
4.5	Volume 体积 (m ³)	1.13	1.51	1.51	1.78	1.94	2.05	2.05	2.27	2.59	2.59	2.81
	Weight 重量 (kg)	228.75	244.50	260.25	276.00	291.75	307.50	323.25	339.00	354.75	370.50	386.25
5	Volume 体积 (m ³)	1.24	1.65	1.65	1.95	2.12	2.24	2.24	2.48	2.83	2.83	3.07
	Weight 重量 (kg)	247.50	265.00	282.50	300.00	317.50	335.00	352.50	370.00	387.50	405.00	422.50
5.5	Volume 体积 (m ³)	1.34	1.79	1.79	2.11	2.30	2.43	2.43	2.69	3.07	3.07	3.33
	Weight 重量 (kg)	266.25	285.50	304.75	324.00	343.25	362.50	381.75	401.00	420.25	439.50	458.75
6	Volume 体积 (m ³)	1.45	1.93	1.93	2.28	2.48	2.62	2.62	2.90	3.31	3.31	3.59
	Weight 重量 (kg)	285.00	306.00	327.00	348.00	369.00	390.00	411.00	432.00	453.00	474.00	495.00

发货包装：拉伸膜包装、木箱
Package: stretch film and wooden box





电话 Tel : +86-20-3479-1069 Cell phone/ What s app +8613570701087
+86-662-220-3568

邮箱 E-mail : poolcoverAAA@landy360.com
网站 Website : <http://www.poolcoverAAA.com>

广州蓝尔迪：广东省广州市南沙区东涌镇市南路石排段215号Guangzhou Add : NO. 215, Shinan Rd, Shipai Village, Dongchong Town, Nansha Dist, Guangzhou, Guangdong, China

阳江蓝尔迪：广东省阳江市江城区银岭科技产业园B区13号
Yangjiang Add : NO. 13, Area B, Yinling Technology Industrial Park, Jiangcheng Dist, Yangjiang, Guangdong, China



泳池电动盖
Pool Automatic Cover



**Project cases
工程案例**



保护性安全池盖，可以防止 5 岁以下儿童滑落泳池，为公用和私人泳池设计。
Protective safety pool cover, prevent children under 5 years old falling into the pool, design for public and private pool.

**Project cases
工程案例**



盖板颜色：白色、灰色、透明蓝色、透明无色
End cap: heat sealing, color is as same as slat
使用时间：全年
Using time: All times
操作方式：单人遥控
Operating mode: Remote control for 1 person
操作时间：8 x 4m 的泳池，池盖在约两分钟之内打开或关闭
Operating time: 8*4m pool, opens or closes around 2 mins
安装时长：安装或卸装安全装置需要约一天
Installation time: 1 day

Bubble Film Wrap 注意事项

泳池盖使用安全说明:

- 池盖不能替代常识或个人责任，它们的用途不能取代父母和负责人对儿童的警惕保护。
- 当您离开泳池时，泳池盖必须盖上。
- 在池盖的使用前和使用期间，彻底检查泳池里没有人物品。
- 把操作池盖的工具放在孩子接触不到的地方。
- 这个机械装置只能由负责的成年人来操作。
- 尽量避免任何人在安全池盖上面走动或跳跃。
- 如果池盖还没有修复，或者在池盖不能关闭及泳池未加以安全措施的情形下，都要尽可能地采取措施来阻止儿童进入泳池。
- 只有确保池盖关闭，锁定并且按照操作指示安装好，泳池盖发挥的作用才是相对安全的。

Safe use instruction:

- Covers are not a substitute for common sense or personal responsibility, it cannot replace the vigilance of parents and responsible persons.
- Close the covers when you leave the pool.
- Thoroughly check for people and items before and during using.
- Keep the tools for operating the covers out of children where can not touch.
- This mechanism can only be operated by adults.
- Do not walk or jump over the cover.
- If the pool cover has not been repaired, or if the pool cover cannot be closed and the pool is not secured, take steps to prevent children from entering the pool.
- The cover can be safe re;atively if you ensure the cover closed, locked and installed according to the manual.



Test reports and certification 测试报告与证书

